

# Linear Potentiometer

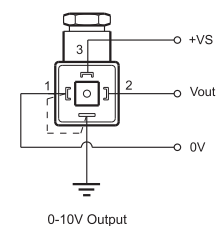
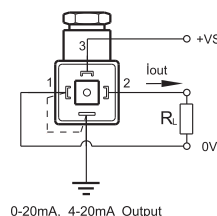
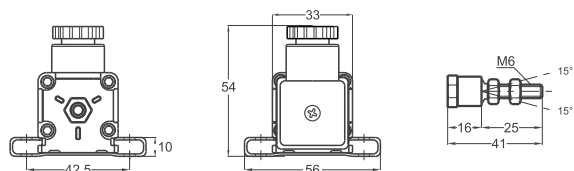
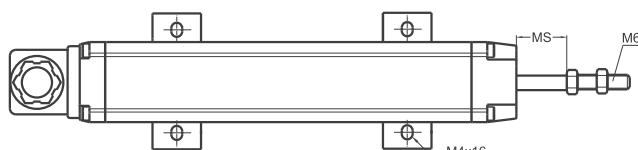
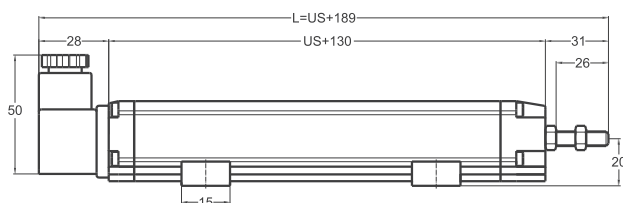
## Internal Voltage / Current Conditioner Circuit

- Internal electronic circuit
- Measuring range 30 - 1000 mm
- Output 4-20 mA, 0-20 mA, 0-10 V  
20-4 mA, 20-0 mA, 10-0 V
- Very stable output signal
- Best solution for automation systems
- Excellent repeatability



### Technical specifications

Measurement stroke	30 to 1000 mm
Linearity	± %0,05 (>200 mm), ±%0,1 (130 - 200 mm), ±%0,2 (75 - 130 mm), ±%0,5 (<75 mm)
Repeatability	< 0.01 mm
Resolution	Infinite
Output	4-20 mA, 0-20 mA, 0-10 V / 20-4 mA, 20-0 mA, 10-0 V
Permissible applied voltage	15 - 30 VDC
Electrical connections	4 pin connector
Displacement speed	< 5 m/s
Mechanical life	100 million movement
Case dimensions	33 mm x 33 mm
Case material	Anodized aluminium
Rod diameter	Ø6 mm
Rod material	Stainless steel
Mechanical fixing	Variable brackets
IP degree	IP 65
Operating temperature	-20°C ... +80°C
Storage temperature	-30°C ... +90°C



ERTL (mm)	30	50	75	100	125	130	150	175	200	225	250	275	300	325	350	375	400	450	500	550	600	650	700	750	800	850	900	1000
US (Usefull Stroke)	30	50	75	100	125	130	150	175	200	225	250	275	300	325	350	375	400	450	500	550	600	650	700	750	800	850	900	1000
MS (Mechanical Stroke)	33	53	78	103	128	133	153	178	203	228	253	278	303	328	353	378	403	453	503	553	603	653	703	753	803	853	903	1003
L (Total Length)	219	239	264	289	314	319	339	364	389	414	439	464	489	514	539	564	589	639	689	739	789	839	889	939	989	1039	1089	1189

Model	Measurement stroke (mm)	Linearity (%)	Output	Connector / Cable
(example) ERTL	500	D	V10	C1
ERTL	30 ... 1000 mm	D: ±%0,05 (>200 mm) ±%0,1 (130 - 200 mm) ±%0,2 (75 - 130 mm) ±%0,5 (<75 mm)	I4 : 4 - 20 mA    V10 : 0 - 10 V I04: 20-4 mA    V01: 10-0 V I20: 0 - 20 mA I02: 20-0 mA	C1: 4 pin connector