

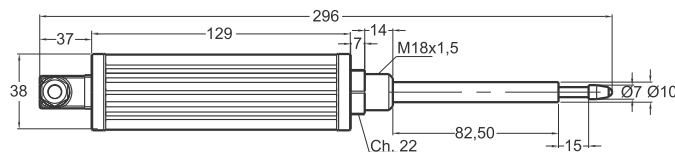
Spring type magnetic linear incremental encoder

- 10 µm accuracy
- 15 mm measurement stroke
- 1024 puls / mm resolution
- Magnetic, incremental
- Push-Pull and Linedriver output
- IP 65 protection
- Internal spring loaded
- Quality Control and for Test Application

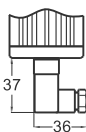


Technical specifications

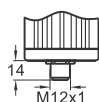
Type of measurement	Magnetic, incremental
Measurement stroke	15 mm
Resolution	1024 puls / mm
Accuracy	± 10 µm
Output channels	A, B,
Output type	Push-Pull, Linedriver
Supply voltage	8 - 24 VDC
Power consumption (without load)	< 50 mA
Electrical connection	4 pin connector
Max. speed	< 3 m/s
Case material	Anodized aluminium
IP degree	IP 65
Operating temperature	-20°C ... +80°C
Storage temperature	-30°C ... +90°C



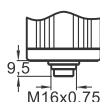
Hydraulic type connector configuration



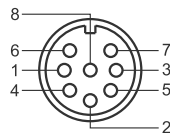
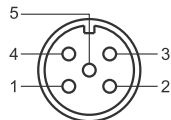
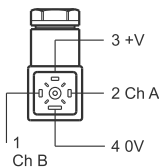
5 pin connector configuration



8 pin connector configuration



Cable configuration



Linedriver Cable Output

- Ch A : Black
- Ch A inv. : Yellow
- Ch B : White
- Ch B inv. : Green
- Ch Z : Orange
- Ch Z inv. : Red
- +V : Brown
- 0V : Blue
- GND : Shield

Push-Pull Cable Output

- Ch A : Black
- Ch B : White
- Ch Z : Orange
- +V : Brown
- 0V : Blue
- GND : Shield

Model	Measurement stroke	Resolution	Output type	Pole pitch	Output	Supply voltage	Connector / Cable
(example) MLCS	15	TX	LTP	5	B	V1	2M5
MLCS	15 mm	TX: 1024 puls/mm	LTP : Push-Pull LD : Linedriver HLD: HTL Linedriver	5: 5mm pole pitch	B: Without ref.	V1: 5 VDC V2: 8-24 VDC	2M5: 2,5 meter cable 5M : 5 meter cable C5 : 5 pin connector C8 : 8 pin connector