


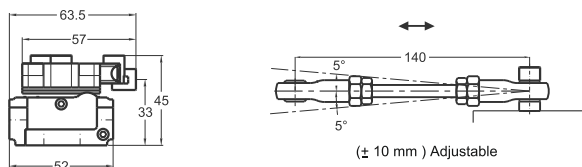
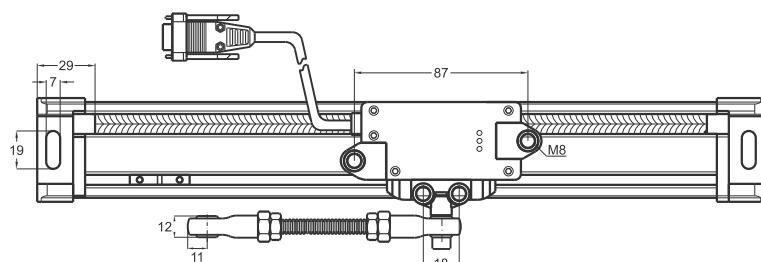
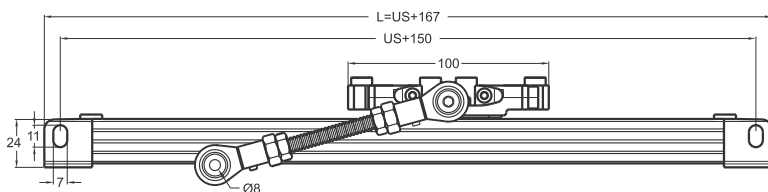
## Magnetic Linear Incremental Encoder For Press Brake / Advanced Design

- 5 µm resolution (4x mode) as standard.
- Other resolutions optional
- Measuring range 150 - 2000 mm
- Adjustable reference
- LED status indicators
- Full symmetrical
- Protective steel cover for measurement tape
- High precision bearings for smooth movement
- ± 15 µm accuracy

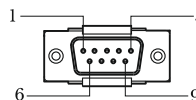


### Technical Specifications

Type of measurement	Magnetic incremental non-contact
Measurement stroke	150 to 2000 mm
Resolution	Standard: 5 µm (4x mode), Optional: 2,5 / 5 / 10 / 12,5 / 20 / 25 µm (4x mode)
Repeatability	± 5 µm
Accuracy	± 15 µm
Output channels	A, $\bar{A}$ , B, $\bar{B}$ , Z, $\bar{Z}$
Output type	TTL Linedriver (standard), Push-Pull / HLD Linedriver (optional)
Supply voltage	5 VDC (standard), 8 - 24 VDC (optional)
Power consumption (without load)	< 40 mA (24 VDC)
Electrical connections	DB9 connector with 1 m cable
Max. speed	< 3 m/s
Case material	Anodized aluminium
IP degree	IP 65
Operating temperature	-20°C ... +80°C
Storage temperature	-30°C ... +90°C



#### PIN CONFIGURATION



#### Cable output

- V+ : Brown
- 0V : Blue
- A : Black
- B : White
- Z : Orange
- A inv. : Yellow
- B inv. : Green
- Z inv. : Red
- GND : Earth

#### 9G Type Electrical Connection

- Pin 1 : Ch A
- Pin 2 : Ch A inv.
- Pin 3 : Ch Z
- Pin 4 : Ch B
- Pin 5 : Ch B inv.
- Pin 6 : Ch Z inv.
- Pin 7 : +V
- Pin 8 : GND
- Pin 9 : Earth

#### 9H Type Electrical Connection

- Pin 1 : Ch Z
- Pin 2 : Ch B
- Pin 3 : Ch A
- Pin 4 : NC
- Pin 5 : GND
- Pin 6 : Ch Z inv.
- Pin 7 : Ch B inv.
- Pin 8 : Ch A inv.
- Pin 9 : +V

MPS (mm)	150	170	220	270	320	370	420	470	520	570	620	670	720	820	870	920	1000	1100	1200	1300	1400	1500	1750	2000
US (Usefull Stroke)	150	170	220	270	320	370	420	470	520	570	620	670	720	820	870	920	1000	1100	1200	1300	1400	1500	1750	2000
MS (Mechanical Stroke)	178.5	198.5	248.5	298.5	348.5	398.5	448.5	498.5	548.5	598.5	648.5	698.5	748.5	848.5	898.5	951.5	1028.5	1128.5	1228.5	1328.5	1428.5	1528.5	1778.5	2028.5
L (Total Length)	317	337	387	437	487	537	587	637	687	737	787	837	887	987	1037	1087	1167	1267	1367	1467	1567	1667	1917	2167

Model	Pole pitch	Measurement Stroke	Resolution	Output Type	Reference Output	Supply Voltage	Connector / Cable
(example) MPS	B5	270	T20	LD	4Z	V1	9G
MPS	B2: 2mm pole pitch B5: 5mm pole pitch	150 ... 2000 mm	T10 : 2,5 µm T20 : 5 µm T40 : 10 µm T50 : 12,5µm T80 : 20 µm T100: 25 µm	LD : TTL Linedriver LTP : Push-Pull HLD: HTL Linedriver	4Z: Adjustable reference 5Z: Continous reference	V1: 5 VDC V2: 8-24 VDC	9G: G type electrical connections with 1 meter cable 9H: H type electrical connections with 1 meter cable